



A1.11

Global English

2nd
edition

*A1 level according to the Common European Framework of
Reference for Languages (CEFR)*



CAMBRIDGE INSTITUTE

EDITED BY ISEEC S.A.

All rights reserved. No part of this book may be copied, either digitally, electronically or mechanically, nor recorded, scanned, distributed, stored, taped, or otherwise used in any way or form neither privately nor publically without expressed and written consent of the publisher.

First published 2015
2nd edition 2016

© Spain 2014
Cambridge Institute
Plaza de España, 6 local
28008 Madrid



**GLOBAL ENGLISH
LEVEL:
A1.II**



VOCABULARY: OCCUPATIONS

Teacher	Doctor	Pilot
Accountant	Driver	Plumber
Actor	Electrician	Police Officer
Architect	Engineer	Receptionist
Baker	Farmer	Salesman
Builder	Fisherman	Saleswoman
Businessman	Fireman	Scientist
Businesswoman	Flight Attendant	Secretary
Executive	Hairdresser	Soldier
Butcher	Journalist	Tailor
Clerk (US) Shop assistant (UK)	Judge	TV Presenter
Programmer	Lawyer	Waiter
Cook / Chef	Musician	Vet
Dentist	Nurse	Writer
Designer	Painter	
Film Director	Photographer	

LISTENING: WHAT DO YOU DO?

- Hey, Alex. How are you?
- I'm fine, and you?
- Fine. Do you like art?
- Of course! I'm actually thinking about becoming a painter! What about you? What do you do?
- Oh, I'm a musician. I play the guitar... love music.
- Oh, perhaps you can teach me how to play the guitar one day.
- Awesome! Do you have a guitar?

- Hi there!
- Oh Jude! I've just got off the phone with my best friend Julia.
- What does she do?
- She's a teacher. She loves teaching English to children.
- Cool! My friend Keith needs to improve his English. Do you think she can help him?
- I don't think so. She's too busy right now working on her taxes.
- Really? I can do it for her! I'm an accountant.
- Okay, I'll speak to her about that.

- So, tell me about you.
- Well, I am a nurse. And this is my husband, Tom, who works as a doctor. We just really love taking care of people.
- Wow! Cool!
- What about you, William?
- I love cooking! I'm a cook in a restaurant near my house.
- Oh, that sounds great! We'll go to your restaurant one time and try your food.
- Yes, sure! The place is...



GRAMMAR: CAN/CAN'T

Can is used to say we **have the ability to do something**.

Example:

He **can** swim.

(He is able to swim)

We use **can't** or **cannot** when we **don't have the ability to do something**.

Example:

She **can't** carry these boxes.

(She is not able to carry the boxes)

GRAMMAR: OBJECT PRONOUNS

We use **object pronouns** to refer to an object (direct or indirect) without using a name.

Object pronouns that refer to **people**:

ME YOU HIM HER US THEM

Object pronouns that refer to **things**:

IT THEM

Examples:

I like **pizza**.

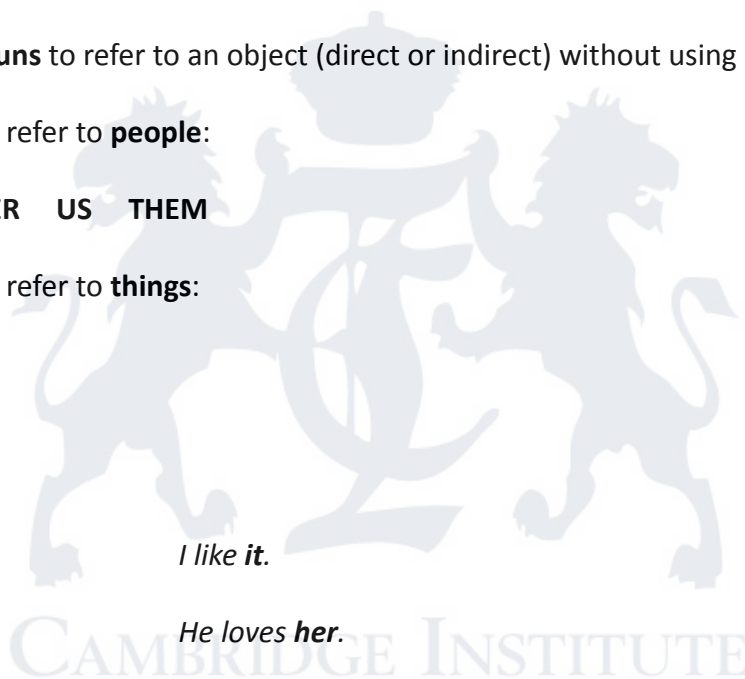
I like **it**.

He loves **Paula**.

He loves **her**.

We visited **Carol and Jim**.

We visited **them**.





VOCABULARY: SCHOOL

Student	Coloring pencil
Teacher	Graduation
Backpack	Textbook
School	Classmates
Classroom	Notebook
Blackboard	Exam / test
Pen	Grade
Highlighter	Do a test / sit an exam
Eraser (US) Rubber (UK)	Report card
Pencil	Class
Pencil sharpener	

VOCABULARY: SUBJECTS

Mathematics / Maths
Science
Languages
Physical education / PE
Art / arts and crafts
Music
History
Geography
ICT(Information and communications technology) / IT





VOCABULARY: CLASSROOM ACTIONS AND INSTRUCTIONS

THE TEACHER

teaches

writes notes on the blackboard

asks you to work in pairs

tells you that there is no talking allowed during exams

tells you all to be quiet while he/she's teaching

talks about something you don't understand

asks a question

asks you to stand

talks about something boring

asks you to come to the front of the class
to present your report / paper

says that the class is over

YOU

listen to the teacher

take notes in your notebook

find a classmate to work with

do your exam in silence

stop talking

raise your hand to ask for more
information

raise your hand to answer

stand up

rest your head on your desk

present your report / paper to class

get up and put your backpack on





GRAMMAR: ONE, ONES

One and **ones** are used to avoid repetition when it is not necessary.

ONE:

Is used to refer to a singular item or person - singular.

ONES:

Is used to refer to multiple things or people - plural.

Examples:

*Sally has four different **purses**: a blue **purse**, a red **purse** and two black **purses**.*

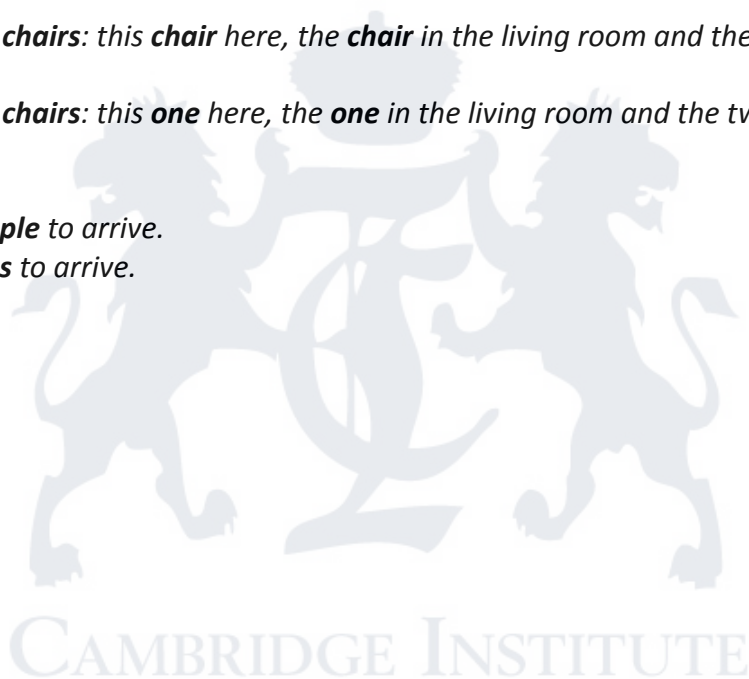
*Sally has four different **purses**: a blue **one**, a red **one** and two black **ones**.*

*We have four kitchen **chairs**: this **chair** here, the **chair** in the living room and the two other **chairs** in the kitchen.*

*We have four kitchen **chairs**: this **one** here, the **one** in the living room and the two other **ones** in the kitchen.*

*We were the first **people** to arrive.*

*We were the first **ones** to arrive.*





LISTENING: SHOW AND TELL

Teacher: Good morning class! As you all know, today we are going to do show and tell. Have you all brought your personal items to show the class?

Students: Yes!

Teacher: Ok great! Please don't forget to take notes in your notebook of what all your classmates bring, as we will have a little quiz at the end of class. Ok, let's get started. First one up will be Veronica. So Veronica, if you could please come up to the front of the class and tell us all about what you brought.

Veronica: Ok... I brought my favorite toy train. I love trains and my parents bought me this one for my birthday last year. And I love this one best because it's blue and you can see the conductor in the train. That's all.

Teacher: Great. Does anyone have any questions for Veronica? No? Ok, thank you Veronica. Next up will be Tania. Why don't you come up to the front of the class and show us what you brought? And please everyone stay quiet while Tania is talking.

Tania: I brought my favorite doll, Silvia, to show and tell today. I have over 10 dolls, but this one is my favorite one. I like her best because she's big enough that I can play school with her. When we play I am the teacher and she is the student and I teach her about art. I really like drawing, so we do that together a lot. I have over 20 different coloring pencils, so we try to use each one in our drawings.

Teacher: That sounds like a lot of fun Tania. Thank you. You can go sit down now. Next up... Charlie. Please come up to the front.

Charlie: Well, I brought my pet turtle to show you guys today. Everyone, meet Chester. Chester is a very cool pet, the best one I've ever had. He doesn't move very fast, but I like that about him. Plus when I put him in the pool we can swim really fast.

Teacher: Wow! That sounds fantastic Charlie. Does anyone have any questions for Charlie and Chester?

Students: (all talking at once)

Teacher: Not everyone at once, please raise your hand if you want to talk...



VOCABULARY: FAST FOOD

Hamburger
Hot dog
Pizza
Fried chicken
French fries
Onion rings
Corn tacos
Sandwich
Nachos

OTHER DISHES

White rice
Fish and chips
Lasagne
Soup
Salad
Steak

DRINKS

Soda (pop)
Cup of tea
Cup of coffee
Glass of Red or white wine
Orange juice
Beer
Glass of water
Milkshakes





GRAMMAR: COUNTABLE VS UNCOUNTABLE NOUNS

Nouns can be divided into two groups: **countable** or **uncountable** nouns.

Countable nouns:

Countable nouns are easy to recognize. They are things that we can count.

For example:

Egg. We can count eggs. We can have one egg, two eggs, three or more eggs.

- Countable nouns can be plural:

Biscuits, apples, boxes.

- We can use the indefinite article a or an with singular countable nouns:

A biscuit, **an** apple, **a** box.

- We don't use **a** or **an** with plural countable nouns:

Biscuits - not a biscuits; apples - not an apples.

- When a countable noun is singular we must use a word like:

A or **An / the / my / this**.

I want **an** orange. Where is **my** bottle?

Uncountable nouns:

Uncountable nouns are usually concepts, substances that we can not divide into separate elements. We cannot count them.

For example:

We cannot count "milk". We can count "bottles of milk" or "litres of milk".

- Uncountable nouns aren't usually plural:

Milk - not milks, rice - not rices.

- Some common uncountable nouns are:

Music, art, love, happiness.

Advice, information, news.

Furniture, luggage.

Rice, sugar, butter, water.

Electricity, gas, power.

Money, currency.

- We usually treat uncountable nouns as singular. We use a singular verb:

This news **is** important

Your luggage **looks** heavy.



TIP 1

The noun “People” is countable. “People” is the plural of person. We can count people:
There **is** one **person** in the classroom.
There **are** three **people** in the classroom.

TIP 2

Some nouns can be countable and uncountable:
I like coffee (uncountable = coffee in general)
Can I have a coffee, please? (Countable = a cup of coffee).

We use containers and measuring system or units to count the uncountable nouns.

I need **one kilo** of **sugar**.
I want **two cups** of **coffee**.
I have **a bottle** of water.
I found **a grain** of rice in my pocket.





GRAMMAR: A (AN), SOME, ANY

A

We use **a** or **an** with singular countable nouns to indicate one unit of the thing.

*I have **a** car.*

*I want **an** apple please.*

Some

We use **some** in positive sentences and with countable and uncountable nouns, to indicate that we have a part of something (uncountable) or some units of something (countable).

*I want **some** sugar for my coffee.*


*We have **some** oranges.*

Any

We use **any** in negative sentences.

*I don't want **any** sugar for my coffee.*

*We don't have **any** oranges.*





VOCABULARY: FRUITS

Apples
Grapes
Pear
Pineapple
Strawberry
Oranges
Peach
Watermelon
Bananas
Red plums
Cherry
Melon
Grapefruit
Kiwi
Lemon
Lime
Tomato
Cherry tomatoes
Avocado
Pumpkin
Winter squash / Butternut squash

VOCABULARY: VEGETABLES

Onion
Potatoes
Corn
Peas
Red radish
Asparagus
Beans
Red pepper
Broccoli
Aubergine
Pickles
Jalapeño
Carrots
Lettuce
Cabbage
Garlic
Beetroot
Green pepper
Cucumber
Spinach
Turnips





LISTENING: SETTING THE TABLE


Formal place setting: What goes where on the table?

If you are invited to a reception or to an important dinner at the Embassy it is better to know how to behave properly to seem natural and elegant.

At the beginning of the party you should greet the rest of the guests and wait to be invited to the table. You can start eating hot food when it is served. For cold foods or buffets you have to wait for the host to announce dinner and wait until the head guest starts.

One more important tip: the general rule with utensils is to start from the outside of your place setting and then go toward the service plate.

For example: soup spoon first, then fish knife and fork, then service knife and fork.





Transcript:

Michael: Darling, dinner is ready!

Jeannette: Oh what a lovely surprise!

Michael: Would you like a glass of red wine to start?

Jeannette: Yes, thank you. And I'll also have a glass of water please.

Michael: As a starter we have Caesar salad. What do you think?

Jeannette: It's great! You know it's my favourite salad. I see that you used the white bowl, but darling you forgot the salad forks when you set the table.

Michael: Oh, you're right ... I'll go get them... here you are ... Oh, my! I forgot the knives as well ... at least I remembered the plates and the napkins...

Jeannette: Don't worry dear... I just think you should do this more often you know, just so you can learn how to set the table...





VOCABULARY: CLOTHES

Belts	Overalls / Dungarees
Boots	Jacket
Coat	Sweater / Jumper
Dress	Jeans
Glasses	Briefcase
Gloves	Pajamas / Pyjamas
Raincoat	Parka
Scarf	Pants / Trousers
Shirt	Blouse
Suit	Sandals
Socks	Cap
Vest / Waistcoat	Skirt
Ear muffs	T-shirt
Shoes	

LISTENING: CLOTHES CONJUGATIONS

Danny: Hi, it's me.

Paula: Hello, darling. What are you doing?

Danny: I am buying suits for the new job. I signed the contract today.

Paula: And, how is it going?

Danny: Well, you know I don't like buying clothes, I'm putting on and taking off trousers and jackets and trying to find something that looks good on me.

Paula: What are you wearing? The suit you bought last summer?

Danny: Yes, and I realize that I need at least two new ones. And you, what are you doing here?

Paula: I am carrying home the pair of boots I bought yesterday.

Danny: Ok, see you there then. Bye!

Paula: Bye!



GRAMMAR: PRESENT CONTINUOUS

Mark is a pianist. He **is playing** the piano

This means he is playing the piano “now” and the action is not finished.

I	am	(I'm...)	teaching
He / she / it	is	(he's...)	reading
You / we / they	are	(we're...)	playing

Structure:

To be + VERB + -ing

I am doing something = action in progress (going on now, at the moment)

Examples:

a) *Be quiet please, I **am finishing** my homework* (not “I finish”)

b) *What **is** Marta **doing**?* (not “what does she do?”) *She **is preparing** the dinner.* (not “she prepares”)

c) *Jack is writing a letter to a friend: “Hello Mark? How are you? I’m **organising** a surprise party for Sally...”* (He is not organising it at the time of writing, but this means that the action is still in progress).

d) *I **am studying** English.* (This could refer to the moment of speaking but also to the current period of time, so what is happening around now).

Use the present continuous with:

Today, this week, this month, this year, currently, at the moment...

Today you’re playing the piano very well.

Currently, I am working in a small company.



VOCABULARY: VERBS**Wear**

To have an object on one's body, such as clothing, protection or decoration.

I always wear a suit to work.

Carry

To move someone or something from one place to another.

They carry their books all the way to school.

Put on

(clothes) To dress oneself.

He put on his jacket.

Take off

(clothes) To undress oneself.

She took off her shoes.





LISTENING: WHAT ARE YOU WEARING?

Raymond: What are you wearing?!

Tom: I'm wearing a new designer suit.

Raymond: It's yellow and hot pink, it looks funny.

Tom: I always wear this style of clothing. And what about you, what are you wearing?

Raymond: I am wearing the brand new summer line from Gustave de Depeche.

Tom: Right.

Raymond: I never wear red, but this Hawaiian shirt is special, it shows dolphins and sharks that are swimming together. You go to the beach every weekend, you should like this shirt.

Tom: I leave the dolphins at the beach.

Raymond: And I suppose those are designer gloves that you are wearing?

Tom: You know I have sensitive hands! I always wear gloves! Nice scarf. Who makes a summer scarf?!

Raymond: Gustave.

Tom: Well, at least your boots look alright.

Raymond: I never wear boots, but these have jellyfish on them, and they compliment the dolphins and sharks.

Tom: Well I go to fashion shows all the time, and this show that we are going to will be a lot of fun, regardless of what you have on.

Raymond: Touché.

CAMBRIDGE INSTITUTE



VOCABULARY: SPORTS

- | | |
|--------------------------|---------------|
| Baseball | Sailing |
| Football /soccer | Horse riding |
| American football | Rollerskating |
| Basketball | Rafting |
| Volleyball | Scuba diving |
| Golf | Boxing |
| Handball | Yoga |
| Ping-pong / table tennis | Karate |
| Tennis | Gymnastics |
| Skiing | Kung fu |
| Swimming | Aerobics |
| Running | Fencing |
| Canoeing | Spinning |
| | Pilates |

GRAMMAR: QUESTIONS IN THE PRESENT SIMPLE

Affirmative

*I work at this bank.
She works at this bank.*

Negative

*I don't work at this bank.
She doesn't work at this bank.*

Interrogative

*Do you work at this bank?
Does she work at this bank?*



Questions - Simple Present

Wh-	Auxiliary Verb	Subject	
Where	do / does	I / you / we / they / he / she / it	live?
Why	do / does	you / he / she	like tennis?
When	do / does	you / he / she	finish training?
What time	do / does	you / he / she	go jogging?



GRAMMAR: PRESENT SIMPLE VS PRESENT CONTINUOUS

Remember:

Simple Present expresses an action that is repeated, a routine, a habit or a fact in the present.

*I **have** English classes on Mondays.*

Present Continuous refers to an action that is in progress at the moment of speaking.

*I **am studying** English now.*

	Simple Present	Present Continuous
Statement	I study English He / She studies English	I am studying English He / She is studying English
Negative	I don't study French He / She doesn't study French	I am not studying French He / She isn't studying French
Questions	A- Do you study English? B- Yes, I do. / No, I don't.	A- Are you studying English? B- Yes, I am / No, I am not.

LISTENING: EXCHANGE STUDENTS

Hiro: Hi, I'm Hiro. What's your name?

Lorena: My name's Lorena. Good to meet you, Hiro.

Hiro: Nice to meet you too, Lorena. Where are you from?

Lorena: I'm from Spain, and you, where are you from?

Hiro: I am from Japan.

Lorena: Where are you living now?

Hiro: I'm living in an apartment on Bank st. and you?

Lorena: I am living at the students' residence.

Hiro: How long have you been in Ottawa?

Lorena: Three days.

Hiro: What are you doing here?

Lorena: I'm studying English and I am planning to study Arts when I finish. How about you?

Hiro: I'm studying English too. I want to be a Computer Engineer.

Lorena: What do you do in your free time?

Hiro: I enjoy surfing the Net. It's good practice for my English. And you?

Lorena: I love music. I like listening to English songs. It is very useful too.

Hiro: That's very interesting. I'll try it too.



VOCABULARY: COLLOCATIONS

A **collocation** is a combination of words that sound natural in spoken and written English. The collocations for sports are:

Play

Used for games, specially the ones we play in teams, like volleyball, soccer, baseball, basketball, handball, etc.

Michael plays football.

Do

Used for the word “sport” and for physical exercises, like pilates, aerobics, weight lifting, step, karate, taekwondo, etc.

I do yoga every afternoon.

Susan doesn't do sports.

Go

It is generally used with sports and activities that end in “ing”, like running, skiing, wrestling, biking etc.

I go swimming every weekend.





VOCABULARY: FREE TIME

Running
Eating
Reading
Watching TV
Playing a musical instrument
Sleeping
Playing video games
Listening to music
Going out with friends
Swimming
Travelling
Dancing
Playing cards
Cooking

GRAMMAR: LIKE VERB -ING

Like / not like doing something

Like + verb + ing

I like swimming.
John likes listening to the radio.
We like visiting our grandparents.

When we say that we don't like doing something we use:

Auxiliary + not like + verb + ing

I DO NOT/DON'T like reading books.
Alice DOES NOT/DOESN'T like playing computer games.
They DO NOT/DON'T like travelling.

The same structure can be used with the verbs: LOVE, HATE, ENJOY

Sarah loves playing with her dog.
They hate working on weekends.
I enjoy watching comedies.



LISTENING: AT THE BAKERY

Do you know these words and expressions?

Credit card
Cash
Pie
Donut
Croissant
Chocolate cake
Bread

Useful expressions

I would like / I'd like to get...
Do you have change for ...?
How much is....?
Anything else?
Would that be all / Is that all / Will that be all?
I can't carry so many things!
I will take this home
What time do you close?

Transcript

Baker: Good morning, how can I help you?

Mark: Er, I'd like to buy some bread. How much is this one here?

Baker: That's £1.50.

Mark: Ok thank you, so... give me... 4 of those.

Baker: Ok, here you are. Anything else?

Mark: Yes please. Are these croissants 75p each?

Baker: Yes, 75p each. They're very good! And the donuts and the pies are very good too!

Mark: Ok, give me a minute please... (mentally calculating how many people will be at the party). Ok. Sorry, the thing is that I'm throwing a party and I was trying to remember how many people were coming. Give me then 20...

Baker: Donuts?

Mark: (laughs) No, 20 croissants, please. Do you have change for £20?

Baker: Yes. Would that be all?



Mark: Hmm, I'd like to buy a chocolate cake too, but I can't carry so many things. What time do you close?

Baker: We close in an hour. On Saturdays we close earlier.

Mark: Oh, I see. Well, I live very near here. I'll take this home, and come back for the cake. Can I pay with credit card?

Baker: No, sorry. Only cash.

Mark: (sighs) Ok, how much is the bread and the croissants?

Baker: It's £21.

Mark: Ok, here. Thank you.

Baker: You're welcome.

GRAMMAR: LET'S

When you want to make a suggestion, or invite someone somewhere, you use **let's**. This way of inviting people to do things always includes **you**, because you are suggesting someone to do something **with** you. **Let's** is the same as **let us**, it's just a contraction.

Examples:

- *The weather tomorrow will be nice. **Let's go to the beach!***
(you are suggesting that **you and the other person/people** go to the beach)

- *Tomorrow is the exam. **Let's study.***
(you are suggesting that **you and the other person/people** study)

- ***Let's go to the party tonight!***
(you are suggesting that **you and the other person/people** go to the party)

If you want to express the opposite idea (suggesting that you and the other person **do not** do something) then you express this by adding the negative particle **not**.

Example:

- *I'm tired. **Let's not fight.***
- *We're short of cash. **Let's not spend so much money.***
- *It's cold outside. **Let's not go out.***

SHALL

You have probably seen this word in sentences, or heard it in songs or movies. In English **shall** is used in different situations to express different ideas, depending on what you want to say. Sometimes it is confused with **will** and although there is no semantic difference between them, **shall** is used to express other ideas, apart from future simple. Take a look at the following examples and learn to use **shall** correctly.



SHALL to express future

You can use **shall** to talk about the simple future, but it is formal and is used less in casual English. Although both forms **shall** and **will** are correct in English people usually use **will**, instead of **shall** to talk about the future.

Useful tips

- **Will** can be used in all persons: “I, You -singular-, She/He/It, We, You -plural-, They”, but **shall** is only used with “I” or “We”.
- **Shall** is also much more common in British English than in American English.
- The negative form of **shall** is **shall not** or the contracted **shan't** (which is not common nowadays).
- The contracted form of **shall** is ‘ll.

Examples:

Formal use of **shall** to talk about the future

- I **shall** be away for a week.
- We **shall** arrive in two days.

OR

Modern, casual usage to talk about the future (you don't use **shall**, you use **will**)

- I **will** be away for a week.
- We **will** arrive in two days.

SHALL to make offers and suggestions, or to ask for advice

You can use **shall** in questions in the first person singular (I) and plural (We) to make suggestions, make an offer or to ask for advice. This usage is much more common and less formal.

Useful tip

In recommendations and offers, “**shall we go?**” is a synonym of the question “**Why don't we go?**”

Examples:

- **Shall we go** to the movies tonight? (making suggestions)
- What dress **shall I** wear? (asking for advice)
- **Shall I** open the window? (making an offer)
- **Shall we** call your sister? (making suggestions)

SHALL at the end of the sentence in interrogative sentences.

You can also use **shall** at the end of an interrogative sentence which suggests a plan or activity.

Example:

- Let's go walking, **shall we?**
- Let's eat Mexican food, **shall we?**
- Let's go to the beach this weekend, **shall we?**



SHALL for emphasis

You can also use **shall** if you want to emphasize the idea that you are expressing; generally if you have some authority over the person. For example, a parent to his/her child.

Example:

- **Child:** *'I won't do it.'*
- **Parent:** *'Oh yes, you **shall**.'*

Remember this**For suggestions, we use:**

- **Shall** we... ? (not **Shall** you... / **Shall** he/she/it ...)
- **Let's**...
- **Why don't I/we/you/they...? / Why doesn't he/she/it...?**

LISTENING: AT THE SUPERMARKET**Useful vocabulary**

Shopping list
 Shopping basket
 Shopping carts
 Grocery store
 Aisles
 Groceries
 Scale
 Shopping trolley bag
 Nutritional label
 Cashier
 Receipt
 Shelf
 Dairy section

**Useful expressions**

Excuse me, can I ask you something?
 I'm sorry to bother you.
 Could you help me, please?
 What can I do for you?
 How can I help you?



Transcript

A: Excuse me, sorry to bother you. Do you work here?

B: Yes, I work here.

A: Oh, could you help me out please?

B: Certainly. What can I do for you?

A: I'm looking for butter, milk and eggs.

B: Ok, I'll show you. Look, the butter is in the dairy section over there, in front of the cashier. The milk is in the next aisle, and the eggs are right here.

A: Oh, thanks so much. And one more thing, how much is this bottle of Coke? I don't see the price on the shelf I found it.

B: It's \$2.75. Is there anything else I can help you with?

A: Yes, one last thing, how late are you open? See, I forgot my shopping list and I can't remember what else I had to buy?

B: We close at 9:30pm.

A: Thank you very much.

B: Don't mention it.

LISTENING: AT THE BOUTIQUE**Words and expressions:**

Fitting room

Wallet

Purse

Long

Short

Tight

Loose

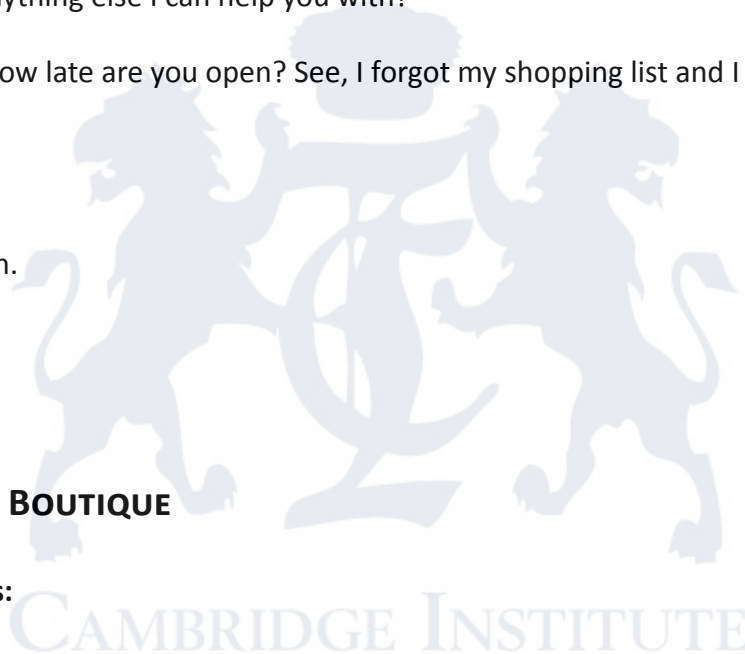
Cheap

Expensive

Discount

Shop assistant

Customer





Useful expressions

Do you have this in other colours?

Do you have this in other sizes?

Do you take credit cards?

It looks good on you!

It fits! / It doesn't fit.

Try it on!

Can I get a refund?

Do you have a larger size/ smaller size?

Is it good quality?

It is on sale.

Transcript

Shop assistant: Good morning. How can I help you?

Claire: Oh yes, please. I'm going to a wedding next week and I need to buy a dress.

Shop assistant: Do you want a long or short dress?

Claire: Short, and if it's possible pink. But not very expensive! (laughs)

Shop assistant: Would you prefer a tight or a loose dress?

Claire: Hmm, I would prefer a loose dress. It's more comfortable.

Shop assistant: Ok, let's see... Why don't you try this one here? I think it is your size. You wear a 30, right?

Claire: Yes. Ok, let me try it on. Where's the fitting room?

Shop assistant: Right over here.

Claire: (after a while) Ok so, what do you think?

Shop assistant: It looks really good on you! I think you should buy it.

Claire: Hmm, how much is it?

Shop assistant: Only 25 dollars.

Claire: Ok. I'll take it. (Looking for the purse inside her bag). Oh no!

Shop assistant: What's the problem?

Claire: I forgot my purse at home... so I don't have my credit card with me! Can I come back tomorrow?

Claire: Sorry! The boutique is closed on Sundays. But you can come back on Monday; I can keep the dress for you.

Claire: What are your opening hours?

Shop assistant: We open every day but Sunday, from 8am to 6pm.

Claire: Well, see you Monday then. Thank you. Bye.

Shop assistant: No problem. Bye!



VOCABULARY: PLACES IN TOWN

University	Mosque
High School / Secondary School	Church
School	Bar
Laundry / Dry cleaners	Restaurant
Harbour	Newsstand / Kiosk
Circus	Bookshop / bookstore
Pharmacy / Chemist / Drugstore	Greengrocer's
Toyshop	Butcher's shop
Shopping Mall / Shopping Centre	Garage / Mechanics
Shoe shop / Shoe store	Hairdresser's
Airport	Hospital
Jewelry store / Jeweller	Hotel
Stationery store	Subway / Underground station
Gift store / Gift shop	Bus stop
Furniture shop	Post office
Boutique	Bank
Sports shop	Parking lot / car park
Antique shop	Gym / Sports centre
Barber's	Theatre
Market	Cinema
Coffee shop	Library
Park	Supermarket
Hardware store / Ironmongery	Bakery
Health centre	

SECTIONS OF A SHOPPING CENTRE

Elevator / Lift
Stairs / Stairway
Lobby / Hall
1st Floor
2nd Floor
3rd Floor

CAMBRIDGE INSTITUTE



LISTENING: DIRECTIONS

Study this:

*The bus stop is next to the newsstand.
 The bank is at the end of the street.
 The mountains are behind the bank and the post office.
 There are two houses between the bank and the post office.
 The newsstand is opposite to/in front of the post office.
 There is a girl with a dog on the right.
 There is a pink car on the left.*

Transcript - Listening 1

A: Excuse me, where is the post office?

B: Yes, the post office is in front of the bank.

A: Excuse me, where is the bank?

C: Of course, it is next to the bakery.

A: Excuse me, where is the bookshop?

D: It is opposite to the library.

A: Excuse me, could you tell me where the bus station is?

E: Sure, the bus station is at the end of the street.

Transcript - Listening 2

A: Excuse me maam, can you tell me where the post office is?

B: Sorry, I am not from this city. I do not know where the post office is.

A: Ok, thank you anyway.

A: Excuse me sir, could you please tell me where the post office is?

C: Of course! Go straight ahead, turn right, go past the bank and turn left.

A: Could you repeat that again, please?

C: Yes. Go straight ahead, turn right, go past the bank and turn left.

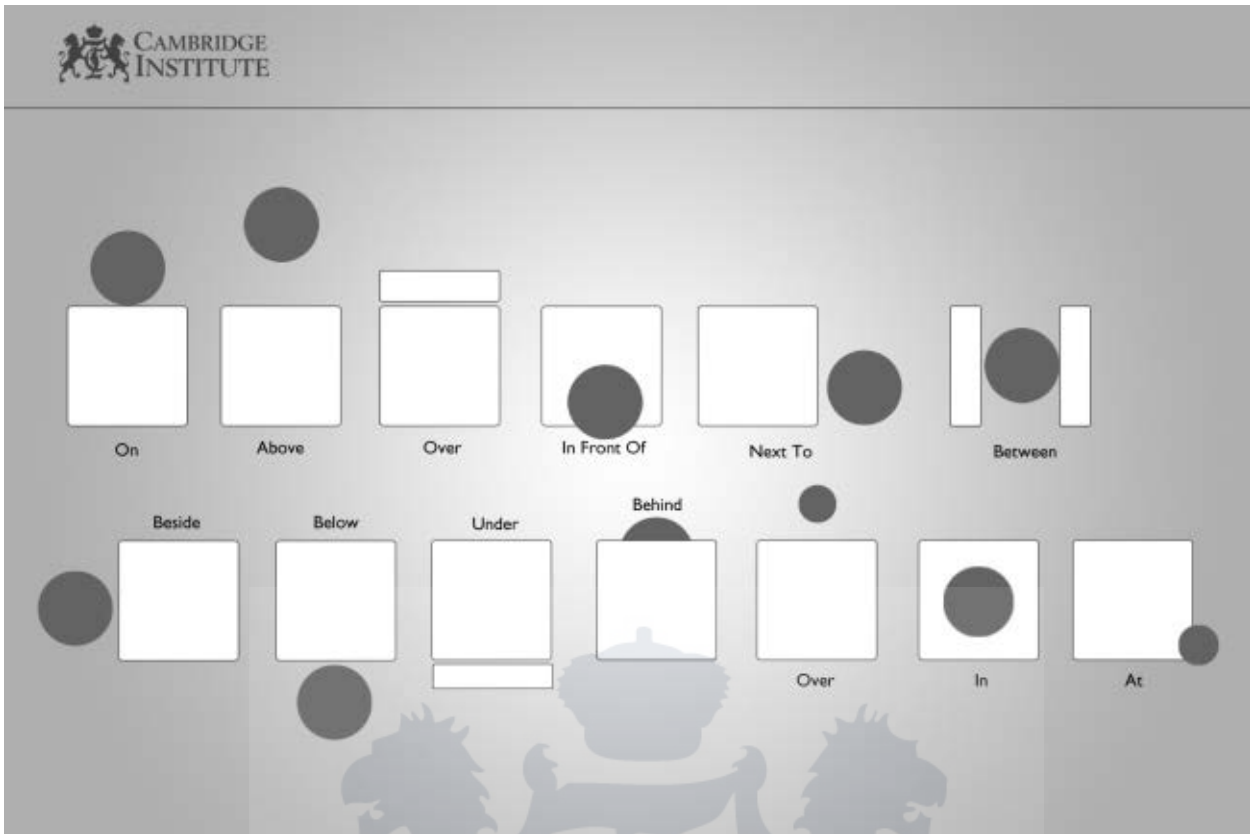
A: Thank you very much!

C: You are welcome.

A: Goodbye!

C: Bye!





WRITING: GIVING DIRECTIONS



M - METRO

B - BUS STOP

K - NEWS STAND



VOCABULARY: HAVING DINNER

I would like...	Waitress
Can I have... ?	Party of ...
Do you have...?	Hostess
Delicious	Chef / cook
I will have...	Appetizers / starters
Disgusting	Crowded
What are the specials today?	Empty
Rare	Main course
The day's specials	Expensive
Medium Rare	Dessert
What's the soup of the day?	Reasonably-priced
Well done	Menu
What would you like to drink?	Healthy
Underdone / undercooked	Wine list
Are you ready to order?	Spicy
May we have the check / bill?	Children's menu
Can I book a table for ...at ...?	Fattening
One moment, please.	High chair
Waiter	Yummy
A table for two, please	

READING: I LOVE NEW YORK

New York City is famous for many things, but my favourite thing about this city is the food. Yes, you have the historic Statue of Liberty, the Queensborough Bridge, buildings like the Empire State Building, the Chrysler Building and the classic Radio City Music Hall. That said, where you need to go is Magnolia Bakery. It is beside the Music Hall, but sometimes you will queue for a long time. Order rich chocolate frosted cupcakes, red velvet cupcakes and the best banana pudding in New York!

There are dishes you can try in New York- from very greasy food to very elegant food. Junior's is a very good place to get a New York cheesecake. Junior's has two restaurants - one in Brooklyn and the other one in the middle of Time's Square. Also, order the baked macaroni and cheese. Do you want to go to a popular and delicious restaurant? Then go to TAO. It has Asian fusion food but is similar to a nightclub. There is a massive Buddha sitting on a Koi pond, it is one of the main attractions. There is also a drummer performing round the tables and of course, we can't forget about the exquisite food.

The best fast food is on the streets; hot-dogs and pizza. Ray's Pizza specializes in New York style pizza. There are hundreds of Ray's Pizza stands in New York and they all say they are the best. Hot dogs are a good idea when you have no money or you are late to meet a friend.

Go to Serendipity for a frozen hot chocolate, The Burger Joint at the Le Parker Meridien Hotel for a big burger, Asia de Cuba for a fancy Latin and Asian fusion and lastly, go to Dylan's Candy Bar for Happy Hour and a lot of sugar!



LISTENING: FOOD

Script 1

Alistair: Hello Susan!

Susan: Hi Alistair!

Alistair: Are you busy this Saturday?

Susan: Not really! Why?

Alistair: I want to take you to a nice restaurant I know close to the shopping centre on Saturday. What do you think?

Susan: What kind of food do they serve in this restaurant?

Alistair: It's Mexican food.

Susan: Great! I really love Mexican food! We can have Fajitas or Nachos with cheese!

Alistair: Ok Great! What time do you want to meet?

Susan: Is 8:30 ok with you?

Alistair: Ok then! See you there.

Script 2

Tom: Mary what are you doing?

Mary: I am cooking something for tonight.

Tom: I am bored. Why don't we go for a walk with the dog? There is a nice place near here.

Mary: That's a good idea, but I need to finish cooking, and I need to do the housework too. I don't really have the time.

Tom: Ok! Don't worry. We can do it tomorrow.

Mary: Yes, tomorrow is good for me. Remind me later.

Tom: Ok, it's a date.

Script 3

Sara: Patty, do you know the Football Stadium around the centre?

Patty: No, I don't, why?

Sara: I was thinking... how about going to a football game this weekend?

Patty: Yes, that sounds nice.

Sara: Do you think your brother would like to come?

Patty: No, he doesn't like going to sporting events.

Sara: Ok then. I can buy 2 tickets this afternoon if you want.

Patty: Great

Sara: We can go early and have dinner in the stadium too.

Patty: Sounds like a plan!

Script 4

Richard: Hi Samuel. How are you?

Samuel: I am very well thanks! How are you?

Richard: I am good. Thanks.

Samuel: Do you want to play tennis today?

Richard: I am sorry I can't. I am really busy today. I am doing an important job for my boss.

Samuel: Oh that's a shame. I was really looking forward to playing.

Richard: I'd like to play, but some of us have work to do.

Samuel: Ok. Don't worry. Good-bye Richard.

Richard: Ok, good-bye Samuel.



LISTENING: AUSTRALIA

Emma: Hi Richard, how are you?

Richard: Hello Emma, I'm ok, thank you. What about you?

Emma: Not bad, actually... a little busy... You know, I am going to Australia and I am packing. Not so sure about what clothes I should take... What's the weather like in Australia this time of the year, do you know?

Richard: Well... It is not like here in England, because here it is cold most of the time, and I suppose Australia is sunny almost every day.

Emma: Do you think it is going to rain there?

Richard: I don't think so. I think that it is going to be hot, so you should take summer clothes.

Emma: Ok! I'll do that! Anyway, I'll just take a coat, you know just in case...

Richard: Yes, do that. Better safe than sorry.

LISTENING: TRAVEL

Emma: Well Richard... I think I am ready to go!

Richard: Sure? Do you have everything with you?

Emma: Let me see... My luggage's here, I have the keys, my ... oh my God! Where is my ticket!? I don't have my ticket! Oh... is it in the drawer?

Richard: I don't think so. I think I saw it on the table.

Emma: Right, it's here! I got it! So now I am ready!

Richard: And your passport and your ID card?

Emma: My passport? Yes, it must be here in my bag... somewhere, let me see... err... no... it is not in my bag. Where is my passport? I don't have my passport ...! Err... Wait a minute. It's on my desk.

Richard: You are very forgetful Emma!

Emma: I know... Oh here it is! Ok so, let me see... I have the luggage, I have my keys, my passport, the tickets... So, I think I've got everything! So, let's go!

Richard: Are you sure Emma? Let me think... do you have some cash just in case you want to take a taxi when you arrive? Do you have your credit card?



Emma: Oh God! I don't have my wallet! It's probably in the other bag!

Richard: Well Emma... Next time you should make a list before leaving!

Emma: Yes, next time I'll try that.

VOCABULARY: TRAVELLING

Passport	Suitcase
Bags	Wallet
Tickets	Purse / Handbag
Reservations	Return ticket / round trip
Travellers cheque	Map
Credit Cards	Money
Cash	Hand luggage / hand baggage
ID card	Bills / Notes
Luggage / baggage	

GRAMMAR: TO NOT HAVE / THERE IS / THERE ARE

Don't have / Doesn't have

Use **don't have** (do not have) or **doesn't have** (does not have) when you want to say a negative sentence with the verb to have. Use **does** for the third person singular (she, he, it) and **do** for the others (I, you, we, they).

Where is my ticket!?

*I **don't have** my ticket.*

Where is my passport?

*I **do not have** my passport!*

*I **don't have** my wallet.*

There is / there are

Use **there is** for singular and **there are** for plural. The negative is **there isn't** (there is not), and the negative plural is **there aren't** (there are not).

***There are** many people studying English in class.*

***There is** one thing I don't understand.*

***There isn't** a point to this sentence.*

***There aren't** any eggs in my pencil case.*



VOCABULARY: WHAT'S THE WEATHER LIKE?

Hot (adj) – very high temperature

Storm (n) – strong wind, rain, and lightning

Lightning (n) – a flash of bright light in the sky that comes from clouds

Forecast (n) – a prediction about what the weather will be like in the future

Dry (adj)(v) – having no water or liquid

Humid (adj) – having small, invisible, drops of water in the air

Snow (n) – small, soft, white flakes (snowflakes) which fall from clouds when it is very cold

Thermometer (n) – the tool used for reading the temperature

Temperature (n) – the measurement of heat, in Celsius (C), or Fahrenheit (F)

Windy (adj) – when air is moving quickly, usually horizontally

Sunny (adj) – bright because of the sun, the star that gives us light and heat

Foggy (adj) – having thick clouds close to the ground that make it difficult to see

Cloudy (adj) – clouds fill the sky

Cold (adj) – very low temperatures

Cool (adj) – comfortable lower temperatures between cold and warm

Warm (adj) – comfortable higher temperatures between cool and hot

Partly cloudy (adj) – some sun and some clouds during the day

Rain (n) (v) – drops of water that fall from clouds



READING: THE FOUR SEASONS

Summer

Summer is the hottest season of the year. The weather reaches the highest temperatures during this season. It lasts from June to September in the Northern hemisphere (North of the Equator – North America, Europe, Asia, etc). In the Southern Hemisphere (South of the Equator – South America, Australia, Southern Africa, etc) it lasts from December to March. During the summer people often go to a swimming pool or beach. People often use this season to take a vacation because of the warm weather.

Autumn

This season is in between summer and winter. In the Northern Hemisphere it lasts from September to December, and in the Southern Hemisphere it lasts from March to May. In this season there are usually cooler temperatures, wind, and some rain. In this season the leaves fall from some trees.

Winter

This season is between autumn and spring. It's the coldest season of the year. It lasts from December to March in the Northern Hemisphere and from May to September in the Southern Hemisphere. In this season there are usually very cold temperatures and often rain or snow. This is sometimes a dangerous season for drivers because of snow and ice on the roads. People can go ice skating, skiing or snowboarding in this season.

Spring

Spring is between winter and summer. The temperatures start to go up from winter's coldest temperatures to comfortably warm or hot temperatures. This season lasts from March to June in the Northern Hemisphere and from September to December in the Southern Hemisphere. In this season, flowers and leaves start to grow on plants. In many countries, we set the clocks forward to daylight savings time so that the day starts to last longer.



LISTENING: MY FAVOURITE SEASON

Speaker 1: Janet

Janet: I think my favorite season is winter, actually. I know it's the coldest season, but I really love skiing. I try to go skiing at least 10 times during the winter. Well, I love the holidays too. The whole city is decorated and we get to see our family. I think it's a very special season.

Speaker 2: Jeff

Jeff: I like to be outside, to take long walks in the park and have picnics with my family when the weather starts to get warm. I prefer warm weather, but not hot weather. So spring is my favorite season. It's not too hot, and it's not too cold and I feel more energetic.

Speaker 3: Andrew

Andrew: I really like the summer because I love hot weather, and I really like to go swimming at the beach. I don't live near the sea, so I need to drive to get there. I always feel like I'm going on holiday when I go, even if it's just for the weekend.

GRAMMAR: FUTURE GOING TO

Explanation

We use the present tense to talk about the future by saying something is going to happen. We use this to talk about our plans, decisions, and intentions.

Formula:

Subject + (to be) + going to + main verb + complement

Examples:

I'm going to get a new computer soon.

Are we going to try the new Italian restaurant this weekend?

She's going to study Spanish all night so she can pass the exam tomorrow.

It's going to rain tomorrow.

I'm going to feel hungry after work so please cook dinner.

They're going to visit us this summer.

LISTENING: WEATHER FORECAST

Weatherman: Good morning and thank you for tuning into The Weather Station. Well, this week looks like it's going to be mostly sunny and dry until the weekend. On Monday and Tuesday it's going to be quite cool and sunny with temperatures around 15 degrees Celsius. On Wednesday it's going to be partly cloudy, but the temperature will go up into the 20s, so it's going to be rather humid. Thursday is also going to be warm and partly cloudy. Friday is going to be a bit colder, as the temperature goes down to 13 degrees Celsius. It's going to be a bit windy and very cloudy. This weekend is going to be cloudy with the coldest temperatures of the week. There is going to be a storm on Saturday night so look out for wind, rain, and lightning. The temperatures on Sunday will be as low as 11 degrees Celsius and we will see rain all day on Sunday.



Unit 11. Life At Sea

READING: PIRATES

Did you read pirate stories when you were a child? Have you seen the movie “Pirates of the Caribbean”? This idea of men who live on big ships and travel the world looking for gold or treasures seems like an imaginary childhood tale.

The open sea can be a very dangerous place and not just because of dangers like storms, sharks, sunburn or even tsunamis. People travelling the oceans must also be careful of pirates. Modern day pirates aren't really looking for hidden treasure but they are looking to steal anything they can from other ships, even kidnapping people so they can get large sums of money from their families. If you do decide to go on a boat trip across the Indian Ocean beware, this is one of the areas of the world that has the most pirate attacks.

VOCABULARY: WATER CREATURES

Fish
Crab
Crocodile
Dolphin
Seal
Shark
Jellyfish
Killer whale
Lobster

Octopus
Frog
Sea horse
Starfish
Turtle
Walrus
Clown fish
Swan
Sword fish

VOCABULARY: BODIES OF WATER

Ocean

- The Atlantic Ocean
- The Pacific Ocean
- The Indian Ocean

River

- The Nile
- Mekong River
- The Amazon (River)

Lake

- Lake Superior
- Lake Malawi
- Lake Baikal



Pond

Ponds are bodies of still water even smaller than lakes, generally filled with frogs, turtles, small fish and ducks.

- Water lily pond (Giverny)

Bay

- The Bay of Fundy
- San Francisco Bay
- Guanabara Bay

Puddle

A small collection of water formed on the ground when it rains.

Waterfall

- Victoria Falls
- Iguazu Falls
- Niagara Falls

Oasis

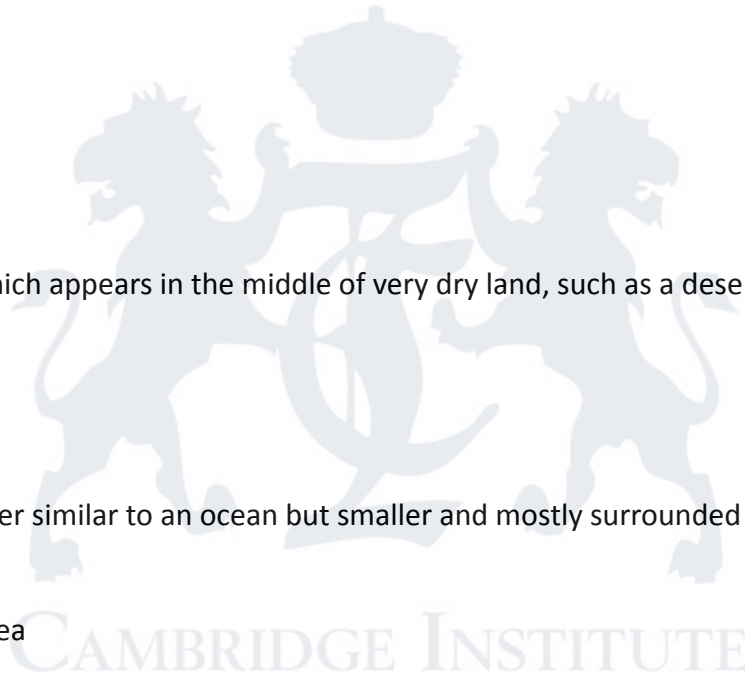
A body of still water which appears in the middle of very dry land, such as a desert.

- Ubari Oasis

Sea

Large body of salty water similar to an ocean but smaller and mostly surrounded by land.

- The Black Sea
- The Mediterranean Sea
- The Red Sea





GRAMMAR: PRONUNCIATION - 'SCHWA'

The 'schwa' sound is a very important sound in English. Actually, it is the most common sound in the English language. It sounds similar to "uh" and is usually found in the unstressed syllables of a word. It is a fast sound that generally replaces vowels. Sometimes there can be more than one 'schwa' sound in a word, such as in "another".

The 'schwa' sound is heard a lot in words that have 2 or more syllables, like: money, family, woman, after, become, between, seven, and remove.

There is a symbol we use to help show the 'schwa' sound in a word, and which also helps improve the pronunciation of those words that have the 'schwa' sound in them. The symbol for the 'schwa' sound is 'ə' (the pronunciation is "uh").

You are about to hear a short story about summer holidays at the beach. The top line is written in the phonetic alphabet to show the 'schwa' sound, and the line below is in English. Follow the text and listen for the 'schwa' sound at the points in the text where the vowels are highlighted and the 'schwa' symbol is used:

risəntli, əj wəz θɪŋkəŋ əbawt ðə hɒlədeɪz wi ɛndʒɔɪd ɒæz tʃɪldrən
Recently, I was thinking about the holidays we enjoyed as children

ænd əv ðə deɪz wɛn wi ju:z tu trævəl tu ðə bi:tʃ.
and of the days when we used to travel to the beach.

ɪt wəz ə mədʒɪkəl taɪm fɔː əs ænd wi wʊd ɒlweɪz ɡet ɪksaɪtəd
It was a magical time for us and we would always get excited

əbawt pleɪŋ ɪn ðə sænd ænd swɪmɪŋ ɪn ðə si!
about playing in the sand and swimming in the sea!

əj kəm frəm ə lɑːdʒ fæməli əv θri brəðəz ænd tu sistəz,
I come from a large family of three brothers and two sisters,

sɒ ðə ɒpɔːtunəti tu ɪkspraɪəns hɒlədeɪz wəz rɛr, sɪmpli bɪkɒz,
so the opportunity to experience holidays was rare, simply because,

əwər pərənts kʊdənt əfɔːd ðə məni ɛvəri jɪr.
our parents couldn't afford the money every year.

bət, wi wʊd sɪŋ ænd dəns æt ðə vɛri nuz əv ə sɛməɪ hɒlədeɪ.
But, we would sing and dance at the very news of a summer holiday.

ðə məməɪrɪz əv ðɒz wəndərfəl deɪz ɪn ðə sən
The memories of those wonderful days in the sun

ɒlweɪz brɪŋ ə smajl tu məɪ fes.
always bring a smile to my face.



LISTENING: THE GREAT BARRIER REEF

Helen: Wow! That was the most incredible snorkeling I've ever done. Did you enjoy it Frank?

Frank: Yes, it was incredible Helen. The Great Barrier Reef really does live up to its name.

Helen: It sure does. It has been the highlight of my trip to Australia.

Frank: Me too. So what did you see?

Helen: Well, I saw plenty of colourful fish which looked beautiful against the clear blue ocean water. Then I also saw a seahorse, a giant turtle and a huge stingray. I think the turtle was my favourite though.

Frank: Oh that's great! I didn't get to see any turtles. But when I went in the water the guide had a baby shark in his arms that he let us touch. It wasn't a dangerous kind of shark, so I wasn't too scared. But it was pretty incredible.

Helen: Wow, that's really impressive.

Frank: Yes, it was. I was also really amazed that when we were coming back in the boat we saw that big pod of dolphins. The guide said there were about 50 of them.

Helen: I really enjoyed that. I really love the ocean.

Frank: Me too. Next, let's learn how to scuba dive.

